

# COUTTS MULTI ASSET FUND

## UK Growth Share Class A

as at 27 October 2022

### Investment Objective

The Fund aims to increase in value over the medium to longer-term through a diversified portfolio of investments. The majority of the Fund will be invested in equities. The majority of the return is expected to be from capital appreciation with some potential for income generation. At least 20% of the Net Asset Value of the Fund will be investments that are on a Net Zero Trajectory (as defined and described in the Environmental, Social and Governance (ESG) Policy in the Prospectus).

### Fund Facts

Investment Manager	Coutts & Co
Fund Launch	14/11/2012
ISINs	Acc (GBP) - IE00B8KG1J97 Inc (GBP) - IE00B4XVSX66
Inception Date	Acc (GBP) - 10/01/13 Inc (GBP) - 14/11/12
Benchmark	Refer to footnote 4
Base Currency	GBP
Fund Size	£1886.71m
Historic Yield	1.18% <sup>1</sup>
Distribution Date	May, Nov
Ex-Dividend Date	Two weeks before distribution
Minimum Initial Investment	£10,000
Minimum Investment Horizon	5 years
Ongoing Charges Figure	0.81% <sup>2</sup>
Trade Frequency	Daily
Fund Domicile	Ireland
Investment Structure	UCITS
Settlement	4 business days after trade execution


<sup>1</sup> The Historic Yield reflects distributions declared over the past twelve months as a percentage of the value of the assets of the fund, calculated as at the date of the most recent distribution. These figures are net of fund ongoing charges figure<sup>2</sup> but gross of any taxes investors may be subject to.

<sup>2</sup> The ongoing charges figure (OCF) is the cost incurred in running the fund shown as a percentage of the value of the assets of the fund. It includes the investment manager fee in addition to the depositary, custodian, administration, legal and audit fees and the cost of investing in external funds. It does not include the platform fees, fund transaction costs or any potential one-off charges (e.g. advice fees or dilution levy).


### Fund Manager Comments

- This is a diversified multi asset fund with a blend of active funds, passive vehicles and direct securities (individual bonds) in all major global markets.
- Asset allocation is centred around an equity weight of 75%, and will typically be in a 65% to 85% range, subject to risk tolerance levels and the fund manager's outlook.
- The fund will invest in global equity markets, with a bias towards the UK relative to its weighting in the global market.
- Fixed income exposure is primarily a mix of regionally diversified G7 government bonds and global corporate bonds, and can also include other credit assets, as appropriate.

### Asset Breakdown



### Geography

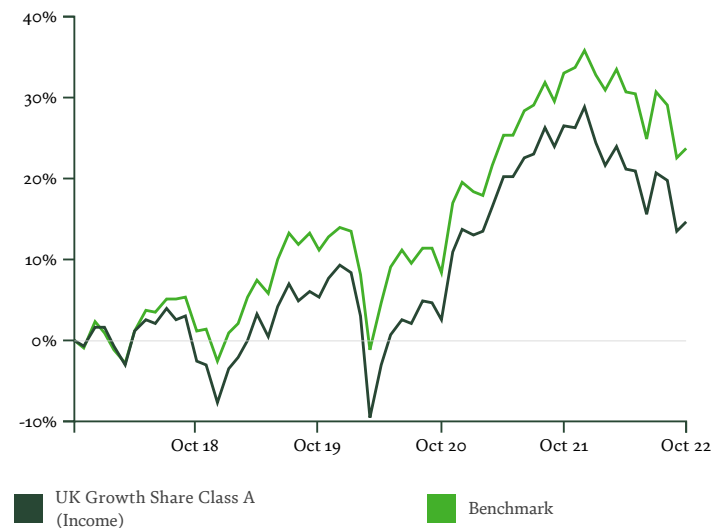


The fund is actively managed, which means the Investment Manager makes the decisions about how to invest the Fund's money, therefore the above data is expected to change over time.

Please note that the breakdown shown is for illustrative purposes only and is accurate as at the date of publication. As such, the actual structure of the fund and the percentage invested in the different asset classes at other dates may differ considerably from those detailed in this factsheet. As a result of rounding, the figures may not add up to 100%.

Note the fund may use futures contracts (whose value is linked to price movements of the underlying assets) as an efficient and cost effective way of gaining market exposure. The cash required to meet the payment obligations of the futures contracts may be used to invest in other highly liquid assets which are typically lower risk but have a return greater than cash, such as short dated bond assets. These assets are excluded from the above table. The data can be made available upon request.

## Fund Performance



## Calendar Year Performance

	2017	2018	2019	2020	2021
Class A Inc GBP <sup>3</sup>	11.7%	-9.2%	18.6%	4.0%	13.1%
Class A Acc GBP <sup>3</sup>	11.7%	-9.2%	18.6%	4.0%	13.1%
Benchmark <sup>4</sup>	9.9%	-4.8%	17.0%	4.9%	13.6%
ARC GBP Steady Growth PCI <sup>5</sup>	9.4%	-5.6%	15.0%	4.6%	10.2%

## 12 Month Performance to the End of Last Quarter

	Sep 17 to Sep 18	Sep 18 to Sep 19	Sep 19 to Sep 20	Sep 20 to Sep 21	Sep 21 to Sep 22
Class A Inc GBP <sup>3</sup>	5.4%	3.0%	-1.5%	18.6%	-8.5%
Class A Acc GBP <sup>3</sup>	5.4%	3.0%	-1.5%	18.6%	-8.4%
Benchmark <sup>4</sup>	7.0%	7.7%	-1.7%	16.2%	-5.4%
ARC GBP Steady Growth PCI <sup>5</sup>	5.2%	3.8%	-0.2%	15.0%	-10.1%

## Cumulative Performance

	1 year	3 years	5 year	10 year	Year to date
Class A Inc GBP <sup>3</sup>	-9.4%	8.7%	14.6%		-11.0%
Class A Acc GBP <sup>3</sup>	-9.4%	8.7%	14.6%		-11.0%
Benchmark <sup>4</sup>	-6.9%	11.3%	23.7%		-8.9%

Source: Coutts/Asset Risk Consultants (ARC) Private Client Indices/Refinitiv Eikon

**Past performance should not be taken as a guide to future performance. For more information please visit [coutts.com/cmaf](https://www.coutts.com/cmaf)**

<sup>3</sup> Performance figures are derived from Fund net asset values (NAV) and income distributions on a total return basis and are therefore quoted net of all fees paid from within the Fund.

<sup>4</sup> Benchmark: 17% Bloomberg Global G7 Index (GBP hedged), 8% Bloomberg Barclays Global Aggregate Credit Total Return Index Hedged GBP, 30% MSCI UK Select ESG Screened Index\* GBP, 45% MSCI AC World Ex UK ESG Screened Index\* (GBP).

\*A custom index calculated by MSCI based on screening criteria provided by the Investment Manager. The benchmark is used to constrain the risk of the Fund but the Fund does not aim to track the benchmark or mirror the weights. The benchmark does not allow for any fees and, in the past, may have been constructed using indices that differ from those currently stated. The current composition of the benchmark was effective from 18/07/2022, the previous benchmark was effective from 31/07/2018. The historic benchmark performance is reflective of the benchmark composition at that point in time.

<sup>5</sup> ARC (Asset Risk Consultants) peer group data represents consolidated performance (net of fees) of similar investment strategies sourced from over 70 discretionary private client portfolio managers; Fees charged by a discretionary portfolio manager are on average higher than those for a unitised fund. The fund does not aim to outperform the ARC peer group, the data shown is for comparative purposes only. Due to the timing of the calculation of confirmed ARC performance data, the YTD figures shown are based on estimates. For factsheets dated 31 Mar, 30 Jun, 30 Sep and 31 Dec: the performance data published in the '12 month performance to the end of last quarter' table contains estimates for the most recent 12 month performance period and may be subject to revisions once confirmed. Factsheets dated for all other month ends contain confirmed ARC performance data. Coutts accepts no responsibility for its accuracy.

## Important Information

The value of investments and any income from them, can go down as well as up, and you may not recover the amount of your original investment. There is no guarantee that the investment objective will be achieved. Where an investment involves exposure to a foreign currency, changes in rates of exchange may cause the value of the investment, and the income from it, to go up or down. In the case of some investments, they may be illiquid and there may be no recognised market for them and it may therefore be difficult for you to deal in them or obtain reliable information about their value or the extent of the risks to which they are exposed. Investments in emerging markets are subject to certain special risks, which include, for example, a certain degree of political instability, relatively unpredictable financial market trends and economic growth patterns, a financial market that is still in the development stage and a weak economy.

## Top 10 Holdings

1	BlackRock (Dublin) Coutts US ESG Insights Equity Class C	17.68%
2	BlackRock (Dublin) Coutts UK ESG Insights Equity Class C	16.75%
3	BlackRock (Dublin) Coutts US and Canada Enhanced Index Government Bond Class C	10.78%
4	BlackRock (Dublin) Coutts Actively Managed US Equity Class C	8.75%
5	BlackRock (Dublin) Coutts Actively Managed UK Equity Class C	7.03%
6	Legal & General Global Health and Pharmaceuticals Index Trust C	3.07%
7	Royal London Short Term Fixed Income Enhanced Fund Class Y	2.49%
8	Neuberger Berman Short Duration Emerging Market Debt Fund Class I2	2.38%
9	Invesco ICVC European Equity (UK) (CLOSED) Class D	2.33%
10	Lyxor Lyxor S&P 500 UCITS ETF MUL LY SP500 -D EUR-	2.27%
<b>TOTAL</b>		<b>73.54%</b>

## Important Information

This document is a Financial Promotion for UK regulatory purposes. It is intended as a summary to help you understand the service but is not intended as a personal recommendation. Coutts Multi Asset Funds are sub funds of Equator ICAV, a collective asset management vehicle being a body corporate, established pursuant to the Irish Collective Asset management Vehicle Act 2015 and authorised by the Central Bank of Ireland pursuant to the European Communities (Undertakings for Collective Investment in Transferable Securities) Regulations, 2011 as amended, supplemented and consolidated from time to time. Before investing, you should review Equator ICAV's Prospectus, the Supplement to the Prospectus relating to the Fund (including the Investment Policy) and the Key Investor Information Document. Copies of these are available in English from your Wealth Manager or online at [www.coutts.com/cmef](http://www.coutts.com/cmef). The information contained in this summary is believed to be correct as at the date of publication, but cannot be guaranteed. Opinions and projections constitute our judgement as at the date of publication and are subject to change. To the extent permitted by law and regulation none of the companies within the NatWest Group accept responsibility for any direct or indirect or consequential loss suffered by you or any other person as a result of your acting, or deciding not to act, in reliance upon the above. Not all products and services offered are available in all jurisdictions and some products and services may be made available, performed through, or with the support of, different members of NatWest Group. If you are a Coutts client, this document has been communicated to you by Coutts & Co. Registered in England No. 36695. Registered office 440 Strand, London WC2R 0QS. If you are a NatWest client this document has been communicated to you by National Westminster Bank plc. Registered in England No. 929027. Registered office 250 Bishopsgate, London, England, EC2M 4AA. If you are a RBS client this document has been communicated to you by The Royal Bank of Scotland plc. Registered in Scotland No. SC083026. Registered office 36 St. Andrew Square, Edinburgh, Scotland, EH2 2YB250. All of the above NatWest Group companies are authorised by the Prudential Regulation Authority and regulated by the Prudential Regulation Authority and the Financial Conduct Authority. Calls may be recorded. [coutts.com](http://coutts.com)